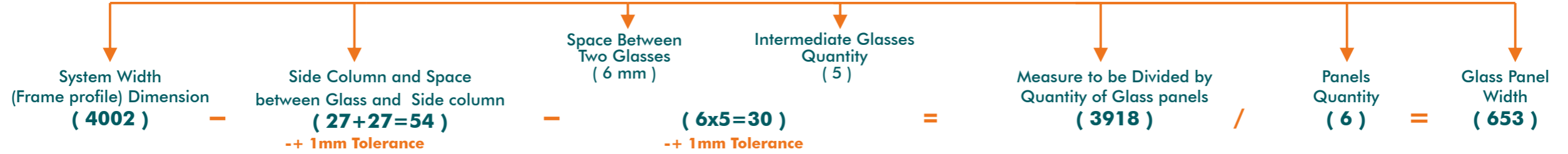
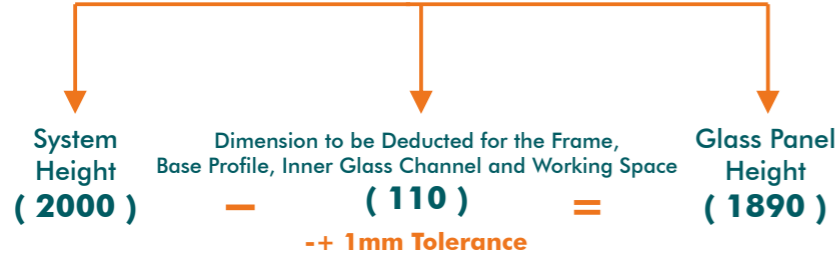


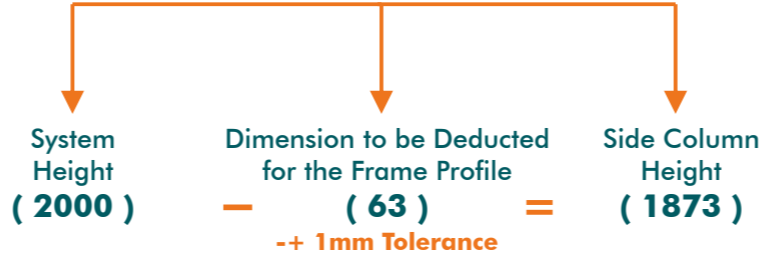
Glass Width Calculation (6-8-10mm)




Glass Height Calculation (6-8-10mm)



Side Column Length Calculation



Seal Height Calculation



BİLGİLENDİRME - NOT

Angle Values to Be Taken For Frame Profile to Calculate Glass Width in Angled Balconies

→ Deducted measure for 90 degree angle	27 mm	---+ 0,5mm Tolerance
→ Deducted measure for 135 degree angle	13 mm	---+ 0,5mm Tolerance

Glass Base Profile Calculation

→ Dimension to be Deducted From The Intermediate Cover Measure	4.5 mm	---+ 0,5mm Tolerance
→ Deducted measure for Side Column Cover	15 mm	---+ 0,5mm Tolerance
→ Deducted measure for 90 degree angle	15 mm	---+ 0,5mm Tolerance
→ Deducted measure for 135 degree angle	4.5 mm	---+ 0,5mm Tolerance

Note: This document has been prepared for our dealer to make technical calculations (measurements).

The dimensions specified in the document are prepared as an example Check before production; our company is not responsible for wrong calculations and cuts.