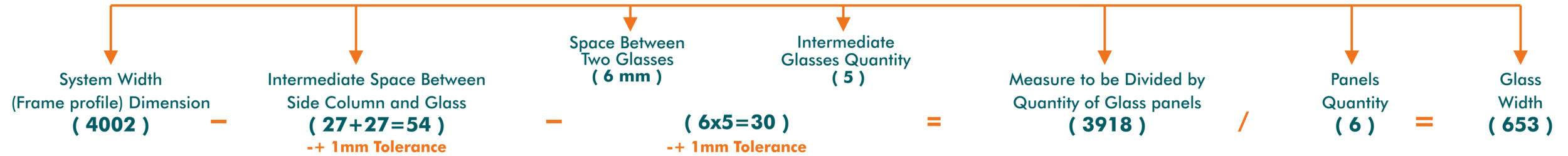
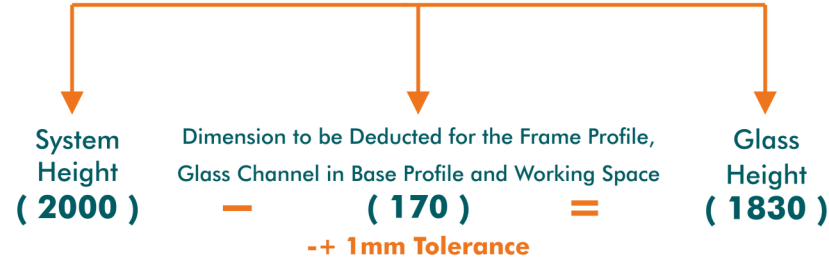


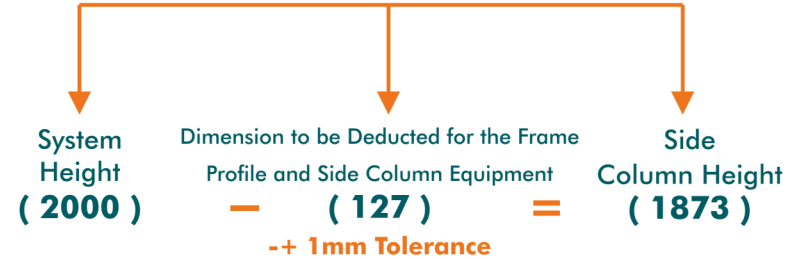
## Glass Width Calculation (6-8-10mm)



## Glass Height Calculation (6-8-10mm)



## Side Column Length Calculation



## Seal Length Calculation



## INFORMATION - NOTE

### Angle Values to Be Taken For Frame Profile to Calculate Glass Width in Angled Balconies

→ Deducted measure for 90 degree angle	<b>27 mm</b>	-+ 0,5mm Tolerance
→ Deducted measure for 135 degree angle	<b>13 mm</b>	-+ 0,5mm Tolerance

### Base Profile Calculation

→ Deducted measure for Intermediate Cover	<b>4.5 mm</b>	-+ 0,5mm Tolerance
→ Deducted measure for Side Column Cover	<b>15 mm</b>	-+ 0,5mm Tolerance
→ Deducted measure for 90 degree angle	<b>15 mm</b>	-+ 0,5mm Tolerance
→ Deducted measure for 135 degree angle	<b>4.5 mm</b>	-+ 0,5mm Tolerance

**Note:** This document has been prepared for our dealers to make technical calculations (measurements). The dimensions specified in the document have been prepared as an example. Check before production, our company is not responsible for wrong calculations and cuts.