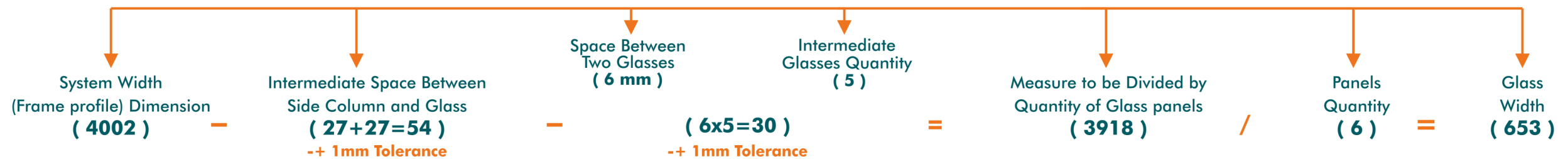
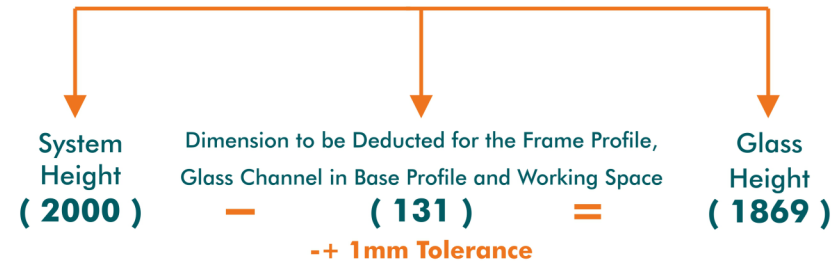


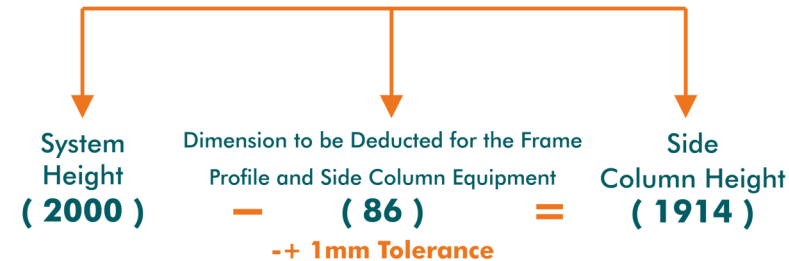
Glass Width Calculation (6-8-10mm)



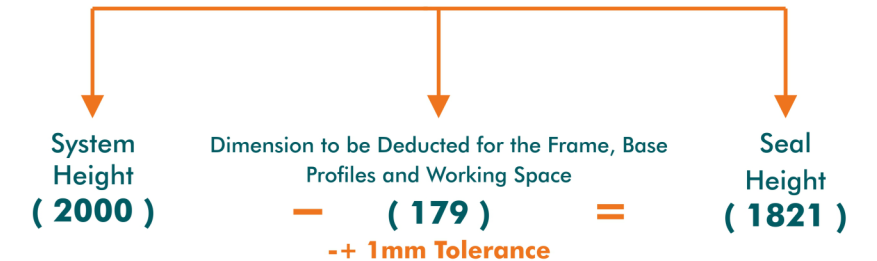
Glass Height Calculation (6-8-10mm)



Side Column Length Calculation



Seal Length Calculation



INFORMATION - NOTE

Angle Values to Be Taken For Frame Profile to Calculate Glass Width in Angled Balconies

→ Deducted measure for 90 degree angle	27 mm	---+ 0,5mm Tolerance
→ Deducted measure for 135 degree angle	13 mm	---+ 0,5mm Tolerance

Base Profile Calculation

→ Deducted measure for Intermediate Cover	4.5 mm	---+ 0,5mm Tolerance
→ Deducted measure for Side Column Cover	15 mm	---+ 0,5mm Tolerance
→ Deducted measure for 90 degree angle	15 mm	---+ 0,5mm Tolerance
→ Deducted measure for 135 degree angle	4.5 mm	---+ 0,5mm Tolerance

Note: This document has been prepared for our dealers to make technical calculations (measurements). The dimensions specified in the document have been prepared as an example. Check before production, our company is not responsible for wrong calculations and cuts.