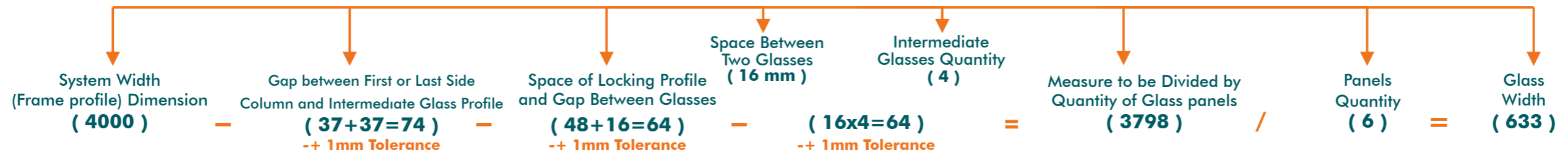
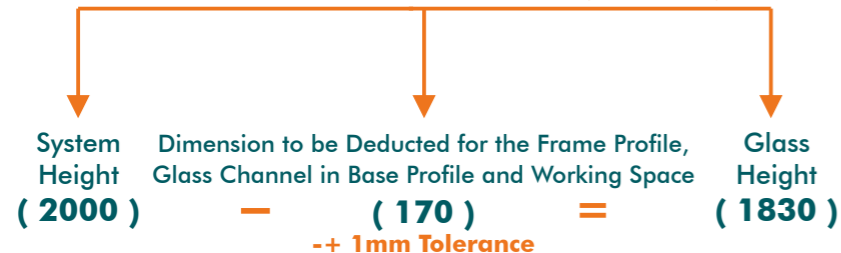


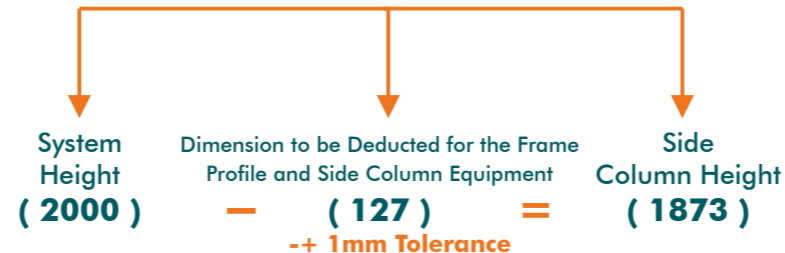
**Glass Width Calculation (30mm)**



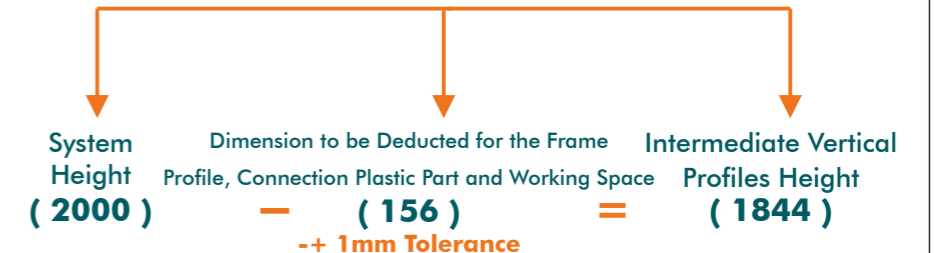
**Glass Height Calculation (30mm)**



**Side Column Length Calculation**



**Intermediate Vertical Profiles Height**



**INFORMATION - NOTE**

**Angle Values to Be Taken For Frame Profile to Calculate Glass Width in Angled Balconies**

- Deducted measure when using a 90 degree angle profile **42 mm** +/- 1mm Tolerance
- Deducted measure when using a 135 degree angle profile **30 mm** +/- 1mm Tolerance

**When Using a Profile Compatible with Every Angle**

→ System (Frame profile) Angles	91° - 120°	121° - 150°	151° - 179°
→ Deducted measure	49 mm	36 mm	27 mm

*Note: All deductions include a tolerance of +/- 1mm.*

**Base Profile Calculation**

**The Dimension to be deducted from the glass For All Profiles from Right and Left is 16+16= 32mm +/- 1mm Tolerance**